

# WISA®-Form Elephant

WISA-Form Elephant is a wood plastic composite coated special plywood for use in formwork systems where high requirements are set on the concrete surface and the number of reuses.

## Base board

Birch plywood made solely from birch (hardwood) veneers bonded together in a special construction.

## Bonding

Phenolic resin cross-bonded weather resistant glueing according to EN 314-2/class 3.

## Surface and edges

**Face:** 1.6 mm light grey special wood plastic composite coating.

**Reverse:** Dark brown phenolic film 220 g/m<sup>2</sup> moisture barrier.

**Optional:** Wood plastic composite coating on both sides.

**Edge sealing:** Water resistant paint.

## Thicknesses

Nominal thickness (mm)	Number of plies	Min. thickness (mm)	Max. thickness (mm)	Weight (kg/m <sup>2</sup> ) (MC 10%)
18	12	17.1	18.1	13.7
21	14	19.0	20.9	15.6

## Panel size

**Maximum size:** 1525 x 3660 mm. Other sizes at customer's request.

## Reuses

Typical number of reuses is likely to be in the range of >100 times. However, this will vary according to many different factors including good site practice, required concrete finish, amount of care taken when compacting the concrete, handling and storage of the forms, type and quality of release agent.





### Design data

Mechanical properties of WISA-Form Elephant, in standard thicknesses, special construction, moisture content  $10 \pm 2\%$ .

Nominal thickness (mm)	Mean modulus of elasticity bending (N/mm <sup>2</sup> )		Characteristic strength bending (N/mm <sup>2</sup> )	
	E <sub>mll</sub>	E <sub>ml-</sub>	f <sub>mll</sub>	f <sub>ml-</sub>
18	6838	10 662	27.4	49.4
21	6522	10 978	26.1	49.7

Distributed by



# Universal Plywoods

Responsible Timber Specialists

[www.universalply.com](http://www.universalply.com)

[sales@universalply.com](mailto:sales@universalply.com)



**UPM Plywood**

Niemenkatu 16

P.O. Box 203

FI-15141 Lahti

Finland

Tel. +358 204 15 113

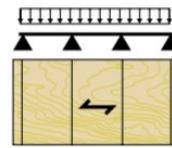
Fax +358 204 15 112

[www.wisaplywood.com](http://www.wisaplywood.com)

[www.upm.com](http://www.upm.com)

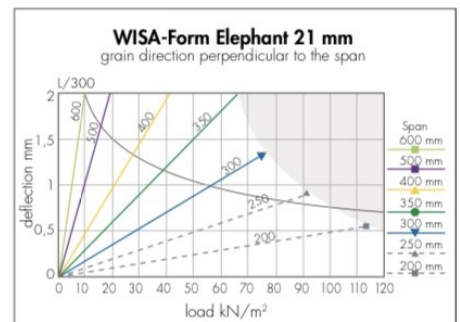
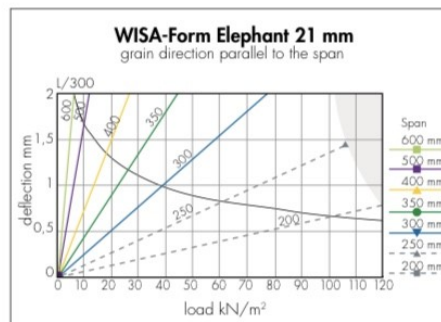
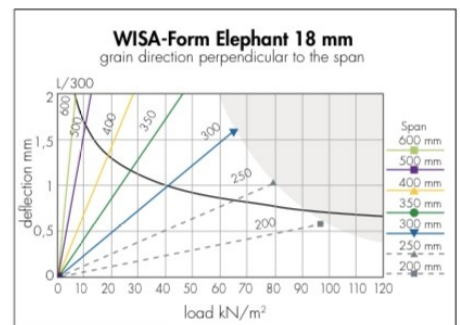
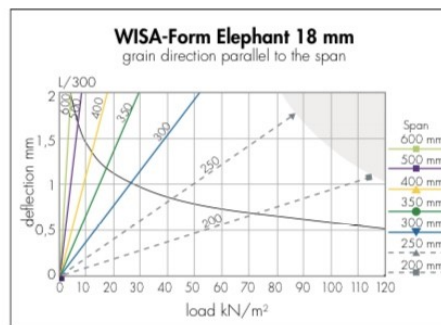
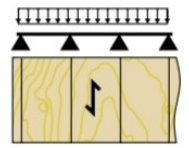
Face grain parallel to the span (||)

← grain direction of surface veneers



Face grain perpendicular to the span (I-)

← grain direction of surface veneers



Moisture content 27 %, short term loading

Partial safety factor for the material is 1.3. Partial safety factor for the loads is 1.2.

Deflection limit L/300 of the span

Support width is not taken into account in calculations

### Instructions for use

See "Guide to Good Site Practice" available on [www.wisaplywood.com](http://www.wisaplywood.com).

UPM policy is one of continuous development. We reserve the right to amend specifications without notice or obligation.